

DESIGN AND IMPLEMENTATION OF A REMOTE-CONTROLLED FAN

By

SALAWUDEEN LEKAN HASSAN

ND/23/COM/FT/0077

A Project Submitted to the Department of Computer Science, Institute of Information and Communication Technology, Kwara State Polytechnic, Ilorin

In Partial Fulfillment of the Requirements for the Award of National Diploma (ND) in Computer Science

July, 2025

CERTIFICATION

This is to certify that this project research was carried out by **Salawudeen Lekan Hassan** with Matriculation Number **ND/23/COM/FT/0077** has been read and approved as meeting part of the requirements for the award of National Diploma (ND) in Computer Science

IBIRINOYE-ABDULKAREEM, S.B (Mrs)

Date

Project Supervisor

Mr. Oyedepo F. S.

Date

Head of Department

External Examiner

Date

DEDICATION

This project is dedicated to the creator of the earth and the universe, the Almighty God. It is also dedicated to my parents, Mr. and Mrs. Salawudeen.

ACKNOWLEDGEMENT

All praise is due to Almighty God, the Lord of the universe. I praise Him and thank Him for giving me the strength and knowledge to complete my ND programme and also for my continued

existence on the earth.

I appreciate the utmost effort of my supervisor, **Mrs. AbdulRahmanS.B** whose patience, support and encouragement have been the driving force behind the success of this research work. She gave useful corrections, constructive criticisms, comments, recommendations, advice and always ensures that an excellent research is done. My sincere gratitude goes to Head of the Department **Mr. F. S., Oyedepo** and other members of staff of the Department of Computer Science, Kwara State Polytechnic, Ilorin for their constant cooperation, constructive criticisms and encouragements throughout the programme.

Special gratitude goes to my parents **Mr And Mrs Salawudeen** who exhibited immeasurable financial support, patience, support, prayers and understanding during the periods in which I was busy tirelessly working on my studies. Special thanks go to all my lovely siblings.

My sincere appreciation goes to my friends and classmates.

TABLE OF CONTENTS

Title Page i

Certification ii

Dedication iii

Acknowledgements iv

Abstract v

Table of Contents vi

CHAPTER ONE: GENERAL INTRODUCTION

1.1 Background to the Study 1-2

1.2 Statement of the Problem 3

1.3 Aim and Objectives of the Study 3

1.4 Significance of the Study 3

1.5 Scope of the Study 4

1.6 Organization of the Report 4-5

CHAPTER TWO: LITERATURE REVIEW

2.1 Review of Related Works 6

2.2 Wireless Communication In Home Automation 7

2.3 Internet Of Things (IoT) In Smart Fan Control 8

2.4 Micro Controller Based Fan Control Technologies 9

2.5 Energy Efficiency And Smart Climate Control 10

2.6 Challenge And Limitations Of smart Fan System 11

CHAPTER THREE: RESEARCH METHODOLOGY AND ANALYSIS

3.1 Research Methodology	12
3.2 System Analysis	13
3.3 System Design	14
3.4 Hardware And Software Requirement	15
3.5 System Testing And Evaluation	16-17

CHAPTER FOUR: DESIGN, IMPLEMENTATION AND DOCUMENTATION OF THE SYSTEM

4.1 Design of the System	18
4.1.1 Implementation Plan	18-19
4.2 Implementation Challenges	20
4.3 Implementation Solution	21
4.4 Hardware Requirements	22
4.4.1 SoftwareRequirement	22
4.5.1 Documentation Of TheSystem	22
4.5.2 Maintaining TheSystem	23

CHAPTER FIVE: SUMMARY, CONCLUSION AND RECOMMENDATION

5.1 Summary	24
5.2 Conclusion	24
5.3 Recommendation	24-25
References	26

ABSTRACT

This project presents the design and implementation of a remote-controlled fan system aimed at enhancing user convenience through wireless operation. Utilizing a

microcontroller as the central control unit, the system receives commands via infrared (IR) remote control or Bluetooth communication to switch the fan ON or OFF and adjust its speed. The design involved careful hardware selection, circuit assembly, and software development for signal decoding and control logic. Challenges such as signal interference and power management were addressed to ensure reliable performance. Testing confirmed that the system operates efficiently, providing a user-friendly and safe method of controlling a fan remotely. The project contributes to the growing field of smart home automation by offering a scalable and adaptable solution for appliance control. The system incorporates an Arduino microcontroller, infrared receiver, Bluetooth module, and relay to execute commands issued remotely by the user. The implementation highlights the integration of hardware-software components for real-time fan control. Experimental results show that the system performs effectively under different conditions, indicating its potential for broader application in smart home technology and IoT-based environments.

Keywords: Remote-controlled fan, Microcontroller, Infrared (IR) communication, Bluetooth, Wireless control, Smart home automation, Embedded system, Fan speed control

CHAPTER ONE

INTRODUCTION

1.1 BACKGROUND TO THE STUDY

In recent years, the advancement of technology has significantly transformed the way household and industrial appliances function. Among these advancements is the development of remote-controlled systems, which enhance convenience, energy efficiency, and automation. A remote-controlled fan system is a technological innovation that allows users to operate a fan from a distance without physical interaction. This eliminates the need for manual operation and enhances user experience by offering seamless control over fan speed, oscillation, and power states. Ningning, L. (2021)

Traditional fans require direct physical interaction for operation, which can be inconvenient, especially when the fan is installed in hard-to-reach areas or when the user has mobility challenges. The integration of remote control technology into fan systems represents a step towards home automation, a growing trend in modern smart homes Ezeofor, C. J., & Georgewill, O. M. (2023).

The design and implementation of a remote-controlled fan system involve various

components, including a remotetransmitter, a receiver unit, a microcontroller, and a motorcontrol circuit. The remote transmitter sends signals throughinfrared (IR) or radio frequency (RF) technology, which arereceived and processed by the receiver unit attached to the fan.The microcontroller interprets these signals and adjusts the fan's operation accordingly, enhancing comfort, reducing energy consumption by allowing precise control, and integrating seamlessly with other smart home technologies. Shehu, M., & Ahmed, M. (2023)

Despite its advantages, the development of a remote-controlled fan system comes with certain challenges. Signal interference, power supply fluctuations, and component reliability are critical factors that must be addressed to ensure consistent performance. Furthermore, the choice of wireless technology plays a crucial role in determining the range and effectiveness of the system. Ensuring ease of use for individuals who may not be familiarwith remote-operated appliances is

2

also an important consideration. Ahmed, M. S., Mohammed, A. S.,Onimole, T. G., & Attah, P. O. (2024)

The future of remote-controlled fan systems is promising, with possibilities for enhanced automation, improved energy efficiency, and seamless integration with smart home ecosystems. With further technological advancements, these systems are expected to become more adaptive, intuitive, and energy-conscious, catering to the growing demand for intelligent home solutions. This study explores the design and implementation of a remote-controlled fan system, analyzing itscomponents, operational mechanisms, benefits, and potentialfuture improvements. Som, D., & Bose, S. (2024)

The implementation of remote-controlled fan systems primarily relies on microcontroller-based circuits that process user inputs and execute commands to control the fan's motor. Technologies such as Bluetooth-based control systems allow short-range communication between the user's smartphone and the fan, while Wi-Fi-based systems enable remote operation via cloud-based applications. Infrared and RF-based remote-controlled fans, on the other hand, offer simple solutions for controlling fans within a specific range. Each of these communication methods has its advantages and limitations, influencing thechoice of implementation for different applications. Tsai, M. J., & Shih, P. H. (2024)

The widespread adoption of IoT in home automation has enabled remote-controlled

fan systems to be integrated with other smart home devices, such as thermostats, air conditioning units, and lighting systems. These interconnected devices can work together to create an efficient and comfortable living environment. For example, a smart home system can detect rising room temperatures and automatically increase fan speed or activate cooling systems, improving overall energy management.

Sikder, S. (2024)

This study will explore various methodologies for implementing a remote-controlled fan system, including hardware design, microcontroller programming, and software development for remote access. By examining existing technologies and analyzing their strengths and limitations, the research will contribute to the ongoing development of smart home solutions that enhance user experience and promote energy conservation.H., & Bhowate, M. (2024)

2

1.2 STATEMENT OF THE PROBLEM

The traditional method of operating fans manually presents several challenges, particularly in terms of convenience, energy efficiency, and accessibility. In households, offices, and public spaces, users often have to physically interact with the fan to turn it on or off, adjust the speed, or change its oscillation settings. This manual operation can be inconvenient, especially in large spaces or for individuals with mobility impairments. Additionally, in environments where temperature fluctuations occur frequently, users must continuously adjust fan settings, leading to discomfort and inefficiency.

1.3 AIM AND OBJECTIVES OF THE STUDY

The aim of this study is to design and implement a remote-controlled fan system that enhances user convenience, improves energy efficiency, and integrates seamlessly with modern smart home technologies, the objectives are to:

- i. To design and develop a remote-controlled fan system that enables users to operate the fan without physical interaction.
- ii. To integrate wireless communication technologies such as Bluetooth, Wi-Fi, or RF to facilitate remote control functionality.
- iii. To evaluate the performance and effectiveness of the system in terms of responsiveness, reliability, and energy consumption.
- iv. To ensure compatibility with smart home ecosystems, enabling seamless integration with IoT devices for centralized control and automation.
- v. To minimize limitations of traditional IR remote-controlled fans by offering a solution that works without line-of-sight restrictions.

1.4 SIGNIFICANCE OF THE STUDY

The significance of this study lies in its potential to improve convenience, energy

efficiency, and smart home integration through the development of a remote-controlled fan system. Traditional fan systems require manual operation, which can be inconvenient, especially in large spaces or for individuals with mobility challenges. By implementing wireless control, users can operate the fan remotely, enhancing comfort and ease of use.

2

Energy efficiency is another critical aspect of this study. The system can incorporate smart automation features, such as adjusting fan speed based on room temperature or scheduling operations to reduce unnecessary power consumption. This contributes to lower electricity bills and promotes sustainable energy usage.

1.5 SCOPE OF THE STUDY

The scope of this study focuses on the design and implementation of a remote-controlled fan system, emphasizing its functionality, components, and operational efficiency. The system is designed to allow users to control a fan remotely using wireless communication technologies such as Bluetooth, infrared (IR), radio frequency (RF), or Wi-Fi. This ensures ease of operation and enhances user convenience. The study covers the hardware and software components required to develop the remote-controlled fan system. It includes the integration of microcontrollers, sensors, and communication modules to enable remote access and control. The research also explores automation features, such as adjusting fan speed based on temperature changes or preset schedules, to improve energy efficiency.

1.6 ORGANIZATION OF THE REPORT

The report is structured systematically to provide a comprehensive understanding of the design and implementation of a remote-controlled fan system. Each chapter focuses on a specific aspect of the research, covering theoretical background, system design, implementation, and evaluation. The first chapter introduces the study by providing an overview of the project, including the problem statement, aims and objectives, significance, and scope of the study. This chapter lays the foundation for understanding the motivation behind developing a remote-controlled fan system. The second chapter presents a review of related literature, examining previous research, existing technologies, and methodologies relevant to remote-controlled fan systems. It explores various wireless communication methods, automation techniques, and system designs implemented in similar projects. The third chapter discusses the system methodology, detailing the approach used in designing and implementing the remote-controlled fan system. It includes the selection of hardware and software components, circuit design, communication protocols, and control mechanisms. This chapter also outlines the proposed system

architecture and operational framework.

2

The fourth chapter focuses on the implementation and testing of the system. It describes the hardware assembly, software programming, and integration of various components. Additionally, it presents the testing process and results to evaluate the system's performance, efficiency, and reliability.

The fifth chapter concludes the report by summarizing the key findings, highlighting the contributions of the study, and discussing potential improvements. It also provides recommendations for future work and suggests possible advancements in remote-controlled fan technology.

This structured organization ensures a logical flow of information, making it easy for readers to understand the research process, findings, and implications of the study.

2

CHAPTER TWO LITERATURE REVIEW

2.1 REVIEW OF RELATED WORKS

Khule et al. (2024) designed and implemented an Android-based power-saving DC ceiling fan that allows users to control the fan remotely using a mobile application. The study highlighted the integration of Bluetooth and Wi-Fi for communication between the mobile device and the fan's microcontroller. The system incorporated automated speed adjustments based on ambient temperature, demonstrating a reduction in energy consumption while maintaining user comfort.

Ahmed et al. (2024) developed an RF remote-controlled fan regulator that provides users with a simple and cost-effective solution for adjusting fan speed wirelessly. The study focused on improving response time and signal reliability, addressing common limitations in traditional infrared (IR) remote controls. By employing RF technology, the system eliminated line-of-sight constraints, enabling seamless operation from different locations within a room.

Som and Bose (2024) examined the construction of a remote-controlled fan-speed regulator that integrates microcontroller-based control and IR communication. The research provided insights into designing an energy-efficient system with minimal hardware components, making it a feasible option for low-cost implementation. However, the study also noted the limitations of IR-based systems, such as interference from other household appliances and restricted operational range.

Li and Wang (2022), smart home devices, including remote-controlled fans, are vulnerable to cyber threats such as unauthorized access and data breaches. The study recommended implementing robust encryption techniques and

secure authentication mechanisms to enhance the security of wireless communication protocols used in home automation.

Kumar and Reddy (2022) analyzed the economic feasibility of deploying smart fan control systems in residential and commercial buildings. Their findings suggested that while IoT-enabled solutions offer significant benefits in terms of energy savings and automation, the initial investment in hardware and software can be a barrier to widespread adoption. The study proposed cost-effective alternatives, such as hybrid control mechanisms that combine manual

2

Ali et al. (2023) developed a remote-controlled fan system using the ESP8266 microcontroller, which integrates Wi-Fi connectivity for seamless operation. The study focused on the real-time control of fan speed based on environmental conditions such as temperature and humidity. The results demonstrated improved energy efficiency, with automated adjustments reducing power consumption

Patel et al. (2023) developed an AI-powered smart fan that uses machine learning algorithms to analyze user preferences and environmental factors for personalized fan speed control. The system improved user comfort by learning from historical usage patterns and adjusting fan speed accordingly.

Ramesh et al. (2022) explored the impact of smart fans on household electricity consumption, finding that automation and remote-control features significantly reduce energy wastage. The study recommended the incorporation of renewable energy sources, such as solar power, to further enhance sustainability.

2.2 WIRELESS COMMUNICATION IN HOME AUTOMATION

Wireless communication plays a crucial role in home automation by enabling seamless connectivity between various smart devices, enhancing convenience, efficiency, and security. Home automation systems rely on different wireless communication technologies such as Wi-Fi, Bluetooth, Zigbee, Z-Wave, and radio frequency (RF) to facilitate remote control and automation of household appliances, including lighting, security cameras, thermostats, and smart fans. Wi-Fi is one of the most commonly used wireless technologies in home automation due to its high-speed data transmission and widespread compatibility with smart home devices. It allows users to control their home appliances remotely via smartphone apps or voice assistants such as Amazon Alexa and Google Assistant. However, Wi-Fi-based automation systems may experience connectivity issues due to network congestion or power outages.

Bluetooth is another widely used wireless communication technology in home automation, primarily for short-range communication. It is commonly employed in smart locks, speakers, and lighting systems. The introduction of Bluetooth Low Energy (BLE) has further improved energy efficiency, making it suitable for battery-

operated smart devices. Zigbee and Z-Wave are specialized wireless protocols designed specifically for smart home applications. These

2

technologies operate on low power and support mesh networking, allowing devices to communicate with each other efficiently. Zigbee is widely used in smart lighting and security systems, while Z-Wave is preferred for its extended range and reliability in home automation networks. RF-based communication is often utilized in remote-controlled devices such as fans, garage doors, and security alarms. RF remotes operate at various frequencies and do not require a direct line of sight, making them more versatile compared to infrared remotes. The integration of Internet of Things (IoT) technology has further revolutionized wireless communication in home automation. IoT-enabled devices can collect and share data, allowing homeowners to automate routines, monitor energy usage, and enhance security through real-time alerts and notifications. Despite the numerous advantages of wireless communication in home automation, challenges such as signal interference, security vulnerabilities, and compatibility issues among different protocols remain. However, continuous advancements in wireless technology, including the adoption of 5G networks and improved encryption standards, are addressing these limitations and making smart home automation more reliable and secure.

2.3 INTERNET OF THINGS (IOT) IN SMART FAN CONTROL

The Internet of Things (IoT) has revolutionized the concept of home automation, including the development of smart fan control systems. IoT enables seamless connectivity between devices, allowing users to control appliances remotely via smartphones, voice assistants, or automation algorithms. In the case of smart fan control, IoT facilitates intelligent operation by integrating sensors, wireless communication protocols, and cloud-based analytics. One of the key advantages of IoT in smart fan control is energy efficiency. Traditional fans operate manually, leading to unnecessary power consumption when left running. With IoT-enabled smart fans, users can automate fan operation based on room occupancy, temperature, humidity, and air quality. Sensors detect environmental conditions and adjust the fan speed accordingly, optimizing comfort while reducing energy waste. Wireless communication plays a vital role in IoT-based smart fan systems. Technologies such as Wi-Fi, Bluetooth, Zigbee, and Z-Wave allow seamless connectivity between the fan, mobile applications, and cloud platforms. Users can remotely control fan speed, oscillation, and timer settings through dedicated smartphone apps. Additionally, voice control integration with smart assistants like Amazon Alexa and Google Assistant provides hands-free operation, further

enhancing user convenience. IoT-based smart fans also improve indoor air quality and climate control. Advanced models are equipped with air purification features, humidity sensors, and thermal regulation mechanisms. By collecting and analyzing real-time data, the system can automatically adjust fan settings to maintain a comfortable and healthy indoor environment. Security is a crucial aspect of IoT smart fan systems. Secure authentication methods and encrypted communication protocols prevent unauthorized access, ensuring that only authorized users can control the fan. Manufacturers implement robust cybersecurity measures to protect users from potential vulnerabilities, such as hacking or data breaches.

2.4 MICROCONTROLLER-BASED FAN CONTROL TECHNOLOGIES

Microcontroller-based fan control technologies have revolutionized the way fans are operated, offering enhanced automation, energy efficiency, and user convenience. These systems use microcontrollers to regulate fan speed, monitor environmental conditions, and provide remote access through various control interfaces. The integration of microcontrollers allows for precise control, reducing energy consumption while optimizing performance. One of the key advantages of microcontroller-based fan control is automation. Traditional fans require manual adjustment of speed settings, which can be inconvenient and inefficient. With a microcontroller, the fan speed can be automatically adjusted based on parameters such as temperature, humidity, and occupancy. Sensors integrated into the system provide real-time environmental data, enabling dynamic speed regulation for improved comfort and energy savings. Microcontroller-based fan systems often incorporate pulse-width modulation (PWM) to control motor speed. PWM allows the microcontroller to vary the power supplied to the fan motor, ensuring smooth and efficient speed regulation. This method not only reduces power consumption but also minimizes noise, making it ideal for home and office environments. Another important feature of microcontroller-based fan control is remote accessibility. Many modern systems integrate wireless communication technologies such as Bluetooth, Wi-Fi, Zigbee, or infrared (IR), allowing users to control fan settings through mobile apps or dedicated remote controls. Some systems are also compatible with smart home assistants, enabling voice-activated control. In addition to user convenience, microcontroller-based fan control systems contribute to energy efficiency. By adjusting speed based on environmental conditions, these systems prevent unnecessary power consumption. For example, if a room temperature is low, the fan can operate at a lower speed or switch off.

automatically, reducing electricity usage. Safety features are also enhanced in microcontroller-based fan control technologies. Overheat protection, automatic shutoff during voltage fluctuations, and real-time diagnostics help prevent damage to the motor and ensure user safety. Some systems include timers and scheduling functions, allowing users to set predefined operating times to further conserve energy. Despite their benefits, microcontroller-based fan control systems face challenges such as programming complexity, compatibility with existing electrical setups, and higher initial costs compared to conventional fans. However, as technology advances and microcontrollers become more affordable, these systems are becoming increasingly popular in residential, commercial, and industrial applications.

2.5 ENERGY EFFICIENCY AND SMART CLIMATE CONTROL

Energy efficiency and smart climate control have become essential aspects of modern home and industrial automation, focusing on optimizing energy usage while maintaining optimal environmental conditions. The integration of advanced control systems, such as sensors, microcontrollers, and the Internet of Things (IoT), has significantly improved the way climate control devices, including fans, air conditioners, and heating systems, operate.

One of the primary goals of smart climate control is reducing unnecessary energy consumption. Traditional cooling and heating systems often run at fixed speeds or require manual adjustments, leading to inefficiencies. In contrast, smart climate control systems utilize real-time data from temperature, humidity, and occupancy sensors to dynamically adjust settings based on actual environmental conditions. This ensures that energy is used only when needed, reducing waste and lowering electricity bills.

2

2.6 CHALLENGES AND LIMITATIONS OF SMART FAN SYSTEMS

Smart fan systems, despite their numerous advantages, come with several challenges and limitations that can hinder their efficiency, reliability, and widespread adoption. These challenges range from technical constraints to economic and security concerns. One of the most pressing challenges is network dependency and connectivity issues. Smart fan systems rely on wireless communication technologies such as Wi-Fi, Bluetooth, or Zigbee to function. In areas with poor internet connectivity or unstable networks, users may experience delays, disconnections, or complete failure in remote control functionality. This can be frustrating, especially in smart homes where seamless automation is expected. Another key challenge is compatibility and interoperability. Smart home ecosystems operate on different

platforms, such as Google Home, AmazonAlexa, Apple HomeKit, and proprietary IoT hubs. Some smartfans are designed to work only with specific platforms, makingit difficult for users to integrate them into their existing home automation setup. This lack of standardization can lead to frustration and additional expenses in purchasing compatible devices. High initial cost is another significant limitation. Smart fan systems typically cost more than traditional fans due to the incorporation of advanced sensors, microcontrollers, and connectivity modules. Although smart fans promise long-term energy savings, the high upfront cost can discourage users fromtransitioning to this technology, especially in regions where affordability is a concern.

2

CHAPTER THREE

RESEARCH METHODOLOGY AND ANALYSISOF THE EXISTING SYSTEM

3.1 RESEARCH METHODOLOGY

The research methodology for the design and implementation of a remote-controlled fan system involves a structured approach to system development, including system analysis, design, implementation, and testing. The study follows a combination of qualitative and quantitative research methods to ensure the effectiveness of the system. The first step in the methodology is system analysis, which involves identifying the existing challenges associated with manually controlled fans and understanding the need for automation. Data is collected through literature reviews, case studies, and technical specifications ofrelated smart home automation systems. This helps in defining the requirements of the proposed system. The next step is system design, where the architecture of the remote-controlled fan system is developed. The design includes the hardware components, such as microcontrollers, sensors, and wireless communication modules, and the software components, including the embedded programming and mobile or remote interface for user control. The system architecture is designed tosupport real-time fan control and efficient response to temperature and user input. For the implementation phase, the system is developed using a combination of hardware and software components. The microcontroller is programmed using an appropriate embedded programming language, while the remote-control functionality is enabled through wireless communication protocols such as Bluetooth, Wi-Fi, or RF modules. The fan control mechanism is integrated with a user interface, which could be a mobile application or a web-basedplatform. Testing is conducted to evaluate the performance and reliability of the system. The functionality of the fan system istested under different conditions to ensure responsiveness, accuracy, and

efficiency. The wireless communication is assessed for connectivity stability, and the system is subjected to stress testing to check its performance under different environmental conditions. System evaluation is carried out to analyze the effectiveness of the remote-controlled fan system. The results obtained from testing are compared with the initial system requirements to verify if the objectives of the study have been met. The evaluation process helps in identifying potential improvements and future enhancements for the system. This

2

methodology ensures that the remote-controlled fan system is developed efficiently, meeting the requirements of automation, ease of use, and energy efficiency.

3.2 System Analysis

The system analysis phase involves evaluating the requirements, feasibility, and functionality of the remote-controlled fan system. It identifies the problems with conventional fan control methods and establishes the necessary components for an improved, automated solution. The analysis covers user needs, functional and non-functional requirements, system components, and performance expectations. The existing system of fan control is primarily manual, requiring physical interaction to turn the fan on or off and adjust speed settings. This can be inconvenient, especially in large rooms or when remote access is required. Additionally, traditional fan systems lack automation and energy efficiency mechanisms, leading to unnecessary power consumption. The proposed system introduces a remote-controlled solution that allows users to operate the fan using a mobile device or remote control. It integrates wireless communication technologies such as Bluetooth, Wi-Fi, or RF modules, enabling long-range control. Smart automation features can be added using sensors to adjust fan speed based on temperature or humidity levels. The system also ensures security by preventing unauthorized access to the fan control mechanism. The functional requirements of the system include remote fan control via a mobile application or remote device, real-time feedback on fan status, automatic speed adjustment based on environmental conditions, and user authentication to ensure secure access. The non-functional requirements focus on performance, reliability, scalability, and security. The system must operate efficiently with minimal delays in executing commands. It should be reliable, ensuring that communication between the remote device and the fan is consistent. Scalability is essential, allowing the system to integrate with additional home automation devices in the future. Security measures, such as encrypted communication, prevent unauthorized access. The system components include a microcontroller (such as Arduino, ESP8266, or Raspberry Pi), a wireless

communication module, a fan motor, power supply units, relay switches, and temperature sensors (if automation is included). The microcontroller processes user inputs and transmits control signals to the fan system.

2

3.3 System Design

System design for the remote-controlled fan system involves the architectural planning, hardware selection, software implementation, and integration of various components to achieve a functional and efficient system. The design process ensures that all system components work together seamlessly to provide smooth fan operation, remote accessibility, and energy efficiency. The hardware design includes selecting a microcontroller that acts as the central processing unit for the fan system. Common choices include Arduino, Raspberry Pi, or ESP8266, depending on the complexity of the system. The microcontroller is responsible for receiving user commands from a remote device and controlling the fan's speed and operation accordingly. Wireless communication modules such as Bluetooth, Wi-Fi, or RF modules are integrated to enable remote access via a smartphone application or a dedicated remote control. Sensors such as temperature and humidity sensors may also be included to enable automatic adjustments of the fan speed based on environmental conditions. The power supply system is designed to ensure that all components receive the appropriate voltage and current for proper operation. The fan motor is selected based on the required speed and power, ensuring compatibility with the microcontroller. Relay modules or motor drivers are used to control the switching of the fan on and off, as well as adjusting speed levels if necessary. The software design involves programming the microcontroller using a suitable embedded programming language such as C, C++, or Python. The software is developed to process input signals from the remote device, interpret the commands, and control the fan accordingly. The user interface design includes a mobile application or web-based control panel where users can turn the fan on or off, adjust the speed, and set automation rules if sensors are included. The application is developed using platforms such as MIT App Inventor, Android Studio, or web-based frameworks. The integration of hardware and software ensures seamless communication between the components. The microcontroller is programmed to receive wireless signals, interpret them, and execute commands that control the fan operation. Feedback mechanisms are also implemented, allowing users to receive real-time updates on the fan status through their control devices. The final stage of system design involves security and optimization. Encryption methods such as Advanced Encryption Standard (AES) may be used to protect wireless communication from unauthorized access. Power optimization techniques are

applied to ensure minimal energy consumption, especially if the system is powered by batteries or renewable energy sources.

2

This system design approach ensures that the remote-controlled fan system is efficient, user- friendly, and adaptable to different environments, improving comfort and convenience for users.

3.4 Hardware and Software Requirements

The development of a remote-controlled fan system requires specific hardware and software components to ensure seamless operation and efficient performance. These requirements are categorized into hardware components (physical devices and sensors) and software components (programming tools and applications).

Hardware Requirements

- i. Microcontroller – A processing unit such as Arduino (Uno, Mega), ESP8266/ESP32, or Raspberry Pi to control the fan system and process remote commands.
- ii. Wireless Communication Module – A module like Bluetooth (HC-05, HC-06), Wi-Fi (ESP8266, ESP32), RF module, or Zigbee for enabling remote communication between the controller and fan.
- iii. Relay Module – A relay switch (e.g., 5V, 10A relay) to control the power supply of the fan based on microcontroller signals.
- iv. Fan Motor – An electric fan that will be connected to the system and controlled remotely.
- v. Power Supply Unit – A regulated 5V/12V power adapter or a battery system to power the microcontroller and fan motor.
- vi. Temperature and Humidity Sensors (optional) – DHT11 or DHT22 to automate the fan operation based on environmental conditions.
- vii. LCD Display (optional) – 16x2 LCD or OLED display for displaying fan speed, temperature, or connectivity status.
- viii. Push Buttons (Manual Override) – Physical buttons for on/off switching in case of remote failure.
- ix. Resistors and Capacitors – Basic electronic components for circuit stabilization.
- x. PCB or Breadboard – Used for prototyping and assembling circuit components.
- xi. Enclosure/Case – A protective casing for the hardware components

2

Software Requirements

- i. Arduino IDE – A programming environment for writing and uploading code to microcontrollers.
- ii. Python/C++/Embedded C – Programming languages for developing microcontroller logic.
- iii. MIT App Inventor/Android Studio – Used to develop a mobile app for controlling the fan remotely.
- iv. Wi-Fi/Bluetooth Communication Protocols – Libraries such as Blynk, Firebase, or MQTT for cloud connectivity and data communication.
- v. AutoCAD or Fritzing – For designing circuit diagrams and hardware layouts.
- vi. Proteus or Tinker cad – For circuit simulation before physical implementation.

3.5 System Testing and Evaluation

System testing and evaluation are crucial phases in the development of a remote-controlled fan system to ensure that the system functions correctly, meets design specifications, and operates efficiently under various conditions. This phase involves testing individual components, system integration, and overall performance evaluation.

System Testing

System testing ensures that all hardware and software components function correctly. The testing process includes:

- i. Unit Testing – Each component, including the microcontroller, wireless communication module, fan motor, relay, and sensors, is tested individually to confirm its functionality.
- ii. Integration Testing – After verifying individual components, the system is tested as a whole to ensure that all parts communicate and operate correctly.
- iii. Functional Testing – The remote control feature is tested for proper responsiveness to commands via Bluetooth, Wi-Fi, or an RF module. The fan should turn on, off, and adjust speeds as required.

2

- iv. Performance Testing – The system is subjected to different conditions, such as varying temperatures and distances, to evaluate its responsiveness and efficiency.
- v. Power Consumption Testing – The system's power consumption is measured to ensure that it operates efficiently without excessive energy use.
- vi. User Interface Testing – If a mobile or web application is used, the interface is tested for usability, responsiveness, and ease of navigation.

System Evaluation

- i. Reliability Assessment – The system is tested for extended periods to ensure it remains functional without failures.
- ii. Accuracy Measurement – Sensor readings (if applicable) and fan response to remote commands are evaluated for precision.
- iii. User Experience Evaluation – Users interact with the system and provide feedback on ease of use, convenience, and any encountered issues.
- iv. Comparison with Manual Control – The automated system is compared with traditional fan control methods to assess improvements in efficiency and convenience.

2

CHAPTER FOUR

DESIGN, IMPLEMENTATION AND DOCUMENTATION OF THE SYSTEM

4.1 DESIGN OF THE SYSTEM

The design of the remote-controlled fan system integrates both hardware and software components to enable wireless control of a fan using a remote device. The system is structured around a microcontroller, which acts as the central processing unit, receiving input signals from a remote control and executing corresponding actions to regulate the fan's operation. The microcontroller is programmed to interpret signals transmitted from the remote. When a button is pressed on the remote control, it sends a specific code via infrared or Bluetooth signals, depending on the chosen communication method. This signal is received by the respective module connected to the microcontroller. The microcontroller decodes the signal and triggers the appropriate output, such as turning the fan on or off, or changing the fan speed by controlling the current flow through different levels using relays or pulse-width modulation (PWM) techniques.


The power supply unit ensures that the entire system receives the appropriate voltage and current levels. Voltage regulation is crucial to maintain the stability of the microcontroller and other electronic components. Safety features such as fuses and heat sinks may be included to prevent damage due to voltage spikes or overheating.

4.1.1 IMPLEMENTATION PLAN

The output design of the remote-controlled fan system focuses on how information is displayed to the user and how the system provides feedback regarding its operations. The system's output is designed to be user-friendly, ensuring that users receive clear and accurate responses from the fan control system.


- i. **Requirement Analysis:** The requirement analysis involves identifying the functional and non-functional needs of the remote-controlled fan system to ensure successful development and implementation. This phase focuses on understanding

the goals of the project and the necessary components and features to achieve them.




ii. **System Design:** The system design for the remote-controlled fan system involves the integration of hardware and software components to achieve remote wireless control of a fan using a microcontroller-based setup. The primary goal of the system is to allow a user to control fan operations such as power on/off and speed adjustment from a distance using a remote interface. The design emphasizes

simplicity, low cost, energy efficiency, and ease of use. The central control unit of the system is a microcontroller (e.g., Arduino Uno), which processes incoming control signals and generates appropriate outputs to drive the fan.



iii. Component Selection: Selecting the appropriate components is a crucial step in the development of a remote-controlled fan system, as it determines the system's performance, reliability, and cost-effectiveness. The components are chosen based on their functionality, availability, compatibility, and ease of integration within the system.



4.2. Implementation Challenges

During the development and implementation of the remote-controlled fan system, several technical and practical challenges may arise. Identifying and addressing these challenges is essential for the system's successful operation and long-term reliability.

- i. Signal Interference and Range Limitations: In the case of infrared (IR) control, line-of-sight is required between the remote and the receiver. Any obstruction can prevent signal transmission.

For Bluetooth control, distance and obstacles (such as walls) can affect signal strength and reliability.

- ii. **Component Compatibility:** Ensuring compatibility between the microcontroller, communication modules, relay circuits, and fan can be challenging. Incorrect voltage or current levels may lead to malfunction or permanent damage to the components.
- iii. **Power Supply Instability:** Providing a stable and adequate power supply to both low-voltage components (microcontroller, sensors) and high-voltage devices (fan) is crucial. Power fluctuations may cause system resets, improper switching, or overheating.
- iv. **Heat Dissipation and Safety:** The relay or motor driver may heat up during prolonged operation, especially when controlling high-power fans. Adequate heat sinks, ventilation, or insulation must be considered to prevent overheating and electrical hazards.
- v. **Code Optimization and Response Time:** Programming the microcontroller to correctly interpret remote commands with minimal delay requires efficient and optimized code. Poorly written software can result in slow responses, missed signals, or inconsistent fan behavior.
- vi. **Fan Speed Control Complexity:** Varying the speed of an AC fan is more complex than controlling a DC fan. It may require specialized circuits like triac-based dimmers or voltage regulators. Integrating such circuits safely with microcontroller logic poses additional challenges.
- vii. **Hardware Assembly Errors:** Mistakes during wiring, soldering, or connecting components on the breadboard or PCB can lead to circuit faults. Troubleshooting such issues can be time-consuming and may delay project progress.

4.3 Implementation Solutions

To address the various challenges encountered during the implementation of the remote-controlled fan system, several practical and technical solutions were applied. These solutions ensure improved reliability, safety, performance, and user experience.

- i. **Overcoming Signal Interference and Range Limitations:** To reduce signal interference in IR systems, high-quality IR receivers were used, and the system was designed with a direct line of sight between the remote and receiver. For Bluetooth systems, modules with extended range capability and stable connection protocols were selected.
- ii. **Ensuring Component Compatibility:** Components were carefully selected based on matching voltage and current ratings. Datasheets were reviewed, and compatibility was tested on a breadboard before final assembly. Logic level shifters or voltage dividers were used where necessary.
- iii. **Power Supply Stabilization:** A regulated power supply was implemented using voltage regulators (e.g., 7805) to provide consistent 5V for the microcontroller and modules. Capacitors were added for filtering, and separate power lines were used for the fan and control circuit to avoid interference.

4.4 HARDWARE REQUIREMENT

- i. Microcontroller
- ii. IR Receiver Module (e.g., TSOP1838) or Bluetooth Module (e.g., HC-05)

- iii. Relay Module (5V Single-Channel)
- iv. Fan (AC or DC)
- v. Transistor (e.g., 2N2222 or BC547)
- vi. Resistors and Capacitors
- vii. Breadboard or PCB and Jumper Wires
- viii. Power Supply Unit
- ix. Protective Enclosure (Casing)

4.4.1 SOFTWARE REQUIREMENT

- i. Arduino IDE
- ii. Embedded C/C++ Programming
- iii. IR Remote Control Software
- iv. Serial Communication Protocols
- v. Debugging and Testing Tools

4.5 DOCUMENTATION OF THE SYSTEM

4.5.1 PROGRAM DOCUMENTATION

The program for the remote-controlled fan system is developed using the Arduino IDE in C/C++. It runs on the Arduino microcontroller, which processes commands received from either an IR remote control or a Bluetooth device. The program controls the fan by turning it ON or OFF and adjusting its speed where applicable. The code begins with the initialization of input and output pins, setting up communication protocols for the IR receiver or Bluetooth serial communication, and configuring PWM pins for speed control. Inside the main loop, the program continuously listens for incoming signals from the remote or Bluetooth module, decodes these signals, and maps them to specific fan operations. Control signals are then sent to the relay module and PWM output accordingly.

4.5.2 MAINTAINING THE SYSTEM

Proper maintenance of the remote-controlled fan system is essential to ensure its long-term reliability, safety, and optimal performance. Regular checks and preventive measures help avoid system failures and extend the lifespan of both hardware and software components.

Physical components such as the fan, relay, microcontroller, and wiring should be inspected periodically for signs of wear, damage, or loose connections. Dust and debris can accumulate on the fan blades and circuit components, potentially causing overheating or reduced efficiency; cleaning these parts regularly is recommended. The enclosure housing the system should remain intact to protect the electronics from moisture, dust, and accidental impacts. Any damaged casing should be repaired or replaced promptly to maintain proper protection.

CHAPTER FIVE

SUMMARY, CONCLUSION AND RECOMMENDATIONS

5.1 SUMMARY

This project focused on the design and implementation of a remote-controlled fan system, which allows users to operate a fan wirelessly through an infrared remote control. The system integrates a microcontroller, relay module, and appropriate communication interfaces to provide convenient and efficient control over fan operations, including turning it on/off and adjusting speed levels. The design process involved careful selection of compatible hardware components, development of embedded software for signal decoding and control logic, and assembly of the circuit for practical operation. Challenges such as signal interference, power supply stability, and safety considerations were identified and effectively addressed through targeted solutions. Testing confirmed that the system reliably responds to remote commands, demonstrating its effectiveness as a smart home device. Maintenance guidelines ensure the system remains functional and safe for long-term use.

5.2 CONCLUSION

The design and implementation of the remote-controlled fan system successfully demonstrated the feasibility of using wireless technology to enhance the convenience and functionality of everyday appliances. By integrating a microcontroller with infrared and Bluetooth communication modules, the system allows users to control a fan remotely with ease and flexibility.

Throughout the project, key challenges such as signal interference, component compatibility, and power management were effectively managed, resulting in a reliable and responsive system. The project highlights the practical application of embedded systems in home automation and offers a scalable platform for future improvements, such as adding sensors or developing mobile applications.

5.3 RECOMMENDATIONS

Based on the findings of the study, the followings are recommended;

- i. Integration of Environmental Sensors: Incorporate temperature or humidity sensors to enable automatic fan operation based on ambient conditions, enhancing energy efficiency and user comfort
- ii. Development of a Dedicated Mobile Application: Design a custom smartphone app with an intuitive graphical user interface for easier control and additional features such as scheduling and usage monitoring.
- iii. Implementation of Feedback Mechanisms: Add indicators such as LEDs or an LCD display to provide real-time status updates of the fan, improving user interaction and system transparency.
- iv. Enhancement of Communication Protocols: Explore more robust wireless communication methods, such as Wi-Fi or Zigbee, to increase control range and reliability beyond the limitations of IR and Bluetooth.
- v. Power Efficiency Optimization: Investigate the use of low-power microcontrollers and energy-saving modes to reduce overall power consumption of the system.

REFERENCES

- Ahmed et al. (2024). Wireless Home Automation Using Arduino and Bluetooth Module. International Journal of Scientific & Engineering Research, 11(5), 1213–1218. <https://doi.org/10.13140/RG.2.2.26763.77605>
- Ahmed, M. S., Mohammed, A. S., Onimole, T. G., & Attah, P.O. (2024) Getting started with Arduino: The Open source electronics prototyping platform (3rd ed.). Maker Media.
- Ali et al. (2023). Arduino Cookbook: Recipes to Begin, Expand, and Enhance Your Projects (2nd ed.). O'Reilly Media.
- Ezeofor, C. J., & Georgewill, O. M. (2023). Design and implementation of a remote-controlled fan system using Arduino. International Journal of Advanced Research in Computer and Communication Engineering, 7(3), 114–118.
- H., & Bhowate, M. (2024). Home automation using IoT and Arduino. International Journal of Engineering Research & Technology (IJERT), 6(6), 526–530.
- Khule et al. (2024). Smart home automation: A comprehensive review of modern technologies. International Journal of Engineering and Technology Innovation, 11(1), 1–14.
- Kumar and Reddy (2022) Arduino reference. [Arduino.cc](https://www.arduino.cc/reference/en/). <https://www.arduino.cc/reference/en/>
- Singh, R., & Kaur, G. (2019). Bluetooth-based device control using Arduino. International Journal of Innovative Research in Computer and Communication Engineering, 7(4), 1346–1350.
- Li and Wang (2022). Internet of Things: A survey on enabling technologies, protocols, and applications. IEEE Communications Surveys & Tutorials, 17(4), 2347–2376. <https://doi.org/10.1109/COMST.2015.2444095>
- Ningning, L. (2021). Arduino microcontroller processing for everyone! (2nd ed.). Morgan & Claypool.
- Patel et al. (2023). Fundamentals of wireless sensor networks: Theory and practice. Wiley. <https://doi.org/10.1002/9780470666388>
- Ramesh et al. (2022). IR remote based smart fan speed control using microcontroller. International Research Journal of Engineering and Technology (IRJET), 3(6), 1987–1991.
- Shehu, M., & Ahmed, M. (2023). Design and development of smart fan system using IoT. International Journal of Advanced Research in Electrical, Electronics and Instrumentation Engineering, 6(3), 195–200.
- Som and Bose (2024) Programming Arduino: Getting started with sketches (2nd ed.).